


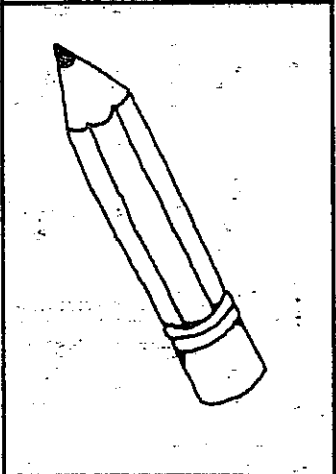
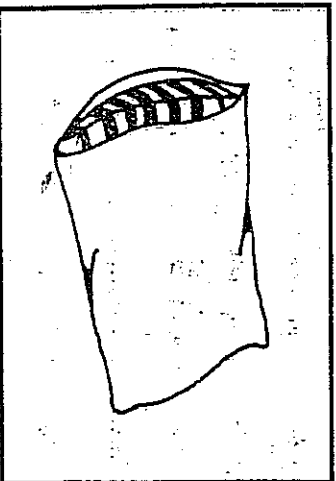


name _____



Handwriting practice lines for the letter 'p'. The first line shows a large 'p' followed by a dashed 'p' for tracing, and then a series of dots on a dashed line for dot-marker writing. The second line consists of a dashed 'p' followed by a series of dots on a dashed line. The third and fourth lines consist of a series of dots on a dashed line.



Skill
Lower-case p

Directions: Use pictures to associate the letter p with the sound /p/.
Trace and write the letter p on the writing lines.